	Document Scope: Hospital-wide Patient Care	
	Document Type: Clinical Practice Guideline Approved on 2018-11-28 Next Review Date: 2021-11-27	
	Prevention and Treatment of Opioid and Benzodiazepine Withdrawal	Version: 2

[SUMMARY PATIENT ALGORITHMS FOR PREVENTION & TREATMENT OF OPIOID AND BENZODIAZEPINE WITHDRAWAL](#)

1.0 Introduction

The purpose of this guideline is to ensure that patients who are at risk of developing withdrawal symptoms can be weaned off opioids and benzodiazepines in a timely fashion. It is appropriate that when discontinuing opioids and benzodiazepines, practitioners are cognizant of the potential as well as the clinical effects of withdrawal.

Target Patient Population

These guidelines are intended for children at risk of withdrawal:

- Any neonate, infant or child who has been on an opioid infusion or regular dosing for 5 days or more
- Any neonate, infant or child who has been given 3 doses or more per day of lorazepam or required continuous infusions of benzodiazepines for 5 days or more

Neonates with antenatal exposure are not included in this guideline. (Refer to the [withdrawal algorithm for Neonatal Abstinence Syndrome](#)). This guideline also does not apply to misuse / overdose of opioids or benzodiazepines.


Caution should be exercised to ensure that the child does not require the drugs for pain and sedation management. If the child undergoes painful procedures that requires any pain or sedation medication then this should be taken into consideration within the weaning process.

Target Users

- Nursing Team
- Medical Team
- Pharmacists.

2.0 Definitions

1. **Physical dependence** is defined as the need for continued administration of a drug to prevent the development of a withdrawal syndrome.
2. **Tolerance** is defined as a state in which the given dose of a drug becomes ineffective or where increase dosage of the drug is required to produce the same analgesic or sedative effect.

	Document Scope: Hospital-wide Patient Care	
	Document Type: Clinical Practice Guideline Approved on 2018-11-28 Next Review Date: 2021-11-27	
	Prevention and Treatment of Opioid and Benzodiazepine Withdrawal	Version: 2

3. **Iatrogenic Withdrawal** includes the physical signs and symptoms that manifest when the administration of an opioid or benzodiazepine is withdrawn or stopped abruptly or weaning too quickly after persistent use. This phenomenon may occur with the usage of these agents for as short as five consecutive days or occasionally even after only three days. The onset and course of the withdrawal state are related to the type of medication and dose being used immediately before cessation or reduction of use.

Common Agents associated with withdrawal

Commonly used agents associated with withdrawal symptoms include opioids, benzodiazepines, clonidine, dexmedetomidine, barbiturates and chloral hydrate.

Risk factors for withdrawal


Risk factors for developing analgesia or sedation withdrawal include neonates, infants or children:

- Who have required analgesia/sedation for greater than 5 days
- Who has required high doses or multiple agents
- Who has had previous experience of withdrawal
- Who are less than 6 months of age

Signs and Symptoms of Withdrawal

Below are clinical features that have been described with withdrawal of opioids and benzodiazepines. It is clinically difficult to distinguish between signs of opioid and benzodiazepine withdrawal.

CNS irritability	GI disturbances	Autonomic dysfunction
Poor sleep pattern Tremors Muscle spasms/aches Irritability Hallucinations Dilated pupils Seizures	Diarrhea Vomiting Abdominal pain Uncoordinated suck/swallow Gagging	Sweating Fever Yawning Hiccups Goosebumps/ chills Increased secretions Tachycardia Tachypnea Hypertension

	Document Scope: Hospital-wide Patient Care	
	Document Type: Clinical Practice Guideline Approved on 2018-11-28 Next Review Date: 2021-11-27	
	Prevention and Treatment of Opioid and Benzodiazepine Withdrawal	Version: 2

3.0 Clinical Practice Recommendations

The grading system in Table 1 serves as a guideline for the user about the hierarchy of evidence available to support each recommendation; with meta-analysis considered to be the highest level of evidence and expert opinion considered to be the lowest level of evidence that can be used to support a CPG.

Table 1: Grades of Recommendation


A	Recommendation supported by at least one randomized controlled trial, systematic review or meta-analysis.
B	Recommendation supported by at least one cohort comparison, case study or other experimental study.
C	Recommendation supported by expert opinion or experience of a consensus panel.

3.1 Prevention of Withdrawal (Grade B)

The goal of withdrawal prevention is to have a patient who is not agitated or distressed, who has met their pain management goal and is not overly sedated.

Initial Steps

- Decision made to wean sedative and analgesic agents based on clinical situation of the child.
- Order withdrawal scoring (WAT-1) q12h.
- Assessment should be done of all regular and PRN sedative and analgesics medications being used to determine which agents will need to be weaned.
- This includes reviewing:
 - Opioids: Infusion and bolus doses.
 - Benzodiazepines: lorazepam midazolam, diazepam – infusions and bolus doses.
 - Other sedatives: dexmedetomidine, clonidine, chloral hydrate.
- Calculations should be made taking into account:
 - All agents used for sedation and analgesia.
 - Age of the child.
 - Weight of the child.
 - Total duration of use.
 - Patient history.
- Withdrawal symptoms have been reported with all agents used for sedation and analgesia so a carefully planned weaning regimen taking into account all medications must be considered for every patient.

	Document Scope: Hospital-wide Patient Care	
	Document Type: Clinical Practice Guideline Approved on 2018-11-28 Next Review Date: 2021-11-27	
	Prevention and Treatment of Opioid and Benzodiazepine Withdrawal	Version: 2

3.2 Withdrawal Assessment (Grade B)

The first step in withdrawal management is to conduct a withdrawal assessment using a validated tool called the WAT 1 (Franck and Curley 2007). [Appendix 1: Withdrawal Assessment Tool](#)

The WAT 1 should be started on the first day of weaning in patients who are ready to commence a weaning plan and who have received opioids and/or benzodiazepines by infusion, intermittent IV dosing or oral dosing for prolonged periods (e.g. 5 days or more).

When using the WAT 1 the following factors should be taken into consideration:

- Natural course of the illness.
- Patient baseline.
- Other potential contributing factors (e.g. environment).
- Scores should be interpreted on their trend over time.

Use of the WAT 1


- Obtain a baseline withdrawal score using the WAT 1 before any of the drugs are weaned.
- Chart a pain score as per hospital [policy](#) (e.g. q4 hourly).
- Score every 12 hours at 06:00 and 18:00 hours - based on bedside staff clinical judgement the need for more frequent assessment may be necessary- increase to q4-8h if withdrawal scores are high and intervention is required.
- Withdrawal is correlated with a score ≥ 3 . Inform physician if scores are high and use the withdrawal management algorithm as a guideline to direct care.
- Continue scoring q12h until 72 hours after the last PRN opioid/benzodiazepine administered.

3.3 Withdrawal prevention guidelines (Grade B)

Algorithms have been developed to help guide the weaning process with the aim of prevention of withdrawal symptoms. If the child/infant has been exposed to opioids and/or benzodiazepines for 5 days or more on a regular basis then wean using an appropriate algorithm.

The [algorithms](#) cover the following scenarios:

- Opioid only wean
- Opioid and benzodiazepine wean
- Benzodiazepine only wean

	Document Scope: Hospital-wide Patient Care	
	Document Type: Clinical Practice Guideline Approved on 2018-11-28 Next Review Date: 2021-11-27	
	Prevention and Treatment of Opioid and Benzodiazepine Withdrawal	Version: 2

3.4 Order of drugs to wean (Grade C)

General recommendations is as follows:

- Wean Opioid until at 50% of dose at start of wean.
- Begin weaning diazepam dose once opioid is at 50% of dose at start of wean.
- Continue daily opioid and benzodiazepine wean.
- If on clonidine, this preferably should not be weaned until Opioid and Benzodiazepine has been successfully discontinued.

Note: Above is a general guideline and will need to be tailored to patient's clinical situation. For example, in some situations it may be more important to wean the sedative first if there is an ongoing requirement for analgesia.

3.5 Management of Withdrawal (Grade B)

3.5.1 Introduction


- Diagnosis of Withdrawal Syndrome is a diagnosis of exclusion.
- Changes in clinical status e.g. new infection can cause signs and symptoms that can be mistaken for withdrawal.
- WAT-1 scores ≥ 3 or increasing trends in the scores should increase awareness about possibility of withdrawal but patient should be assessed to ensure no other cause of clinical presentation is present.
- Management for Withdrawal Syndrome once it is diagnosed should consist of
 - Non- Pharmacological Measures.
 - Pharmacological Measures.

3.5.2 Non-Pharmacological Measures that can be utilized to reduce withdrawal (Grade C)

- Reduce environmental stimuli at patient's bedside including noise, light and handling.
- Swaddle infants tightly. Some infants may settle with holding, rocking and a pacifier.
- Frequent feedings.
- Appropriate fluid therapy to prevent dehydration.

3.5.3 Pharmacological Measures to treat withdrawal (please refer to [algorithms](#)) (Grade B)

- It is often difficult to determine which medication is contributing to withdrawal. Benzodiazepine and opioid withdrawal can present very similarly.

	Document Scope: Hospital-wide Patient Care	
	Document Type: Clinical Practice Guideline Approved on 2018-11-28 Next Review Date: 2021-11-27	
	Prevention and Treatment of Opioid and Benzodiazepine Withdrawal	Version: 2

General principle for management of withdrawal symptoms:

- Adopt non pharmacological measures wherever possible.
- Pharmacological Principles of withdrawal management are as follows:
 - Give a bolus of the medication being weaned.
 - Increase the dose of the agent being weaned back to the previous dose where there were no withdrawal symptoms.
 - Hold the wean for 24 hours.
 - Then commence slower wean than was being used previously.
 - Adjuncts to assist with weaning should only be added once above has failed. There is only a small group of patients in which adjuncts will be needed to facilitate weaning.

Specific Management Suggestions for withdrawal:


Once diagnosis of withdrawal is confirmed:

- Give dose of opioid that is being weaned (morphine 0.1mg/kg IV or fentanyl 0.5mcg/kg) and increase the infusion back to previous dose
- If symptoms do not resolve with above step and patient is also weaning from benzodiazepine give dose of lorazepam 0.1mg/kg IV and consider increasing routine diazepam.
- Ensure all symptoms resolve and hold wean for 24 hours.
- Once symptoms have been controlled then weaning of sedatives/analgesics needs to be slowed. For example:
 - Reduce opioid wean to 10% q48H or 5% q24h
 - If concurrent wean of opioid and benzodiazepine had been ongoing, hold benzodiazepine wean until opioids are weaned further then recommence benzodiazepine wean on alternate days to the opioid wean

3.6 Adding Adjuncts to assist with weaning of opioids and benzodiazepines (Grade B)

- This should not be used as initial step. Any adjunct that is added will result in another medication that needs to be weaned for the patient and hence increase time on medications, so should only be reserved if necessary.


© 2012 The Hospital for Sick Children ('SickKids'). All Rights Reserved. This document may be reproduced or used strictly for non-commercial clinical purposes. However, by permitting such use, SickKids does not grant any broader license or waive any of its exclusive rights under copyright or otherwise at law; in particular, this document may not be used for publication without appropriate acknowledgement to SickKids. This Clinical Practice Guideline has been developed to guide the practice of clinicians at the Hospital for Sick Children. Use of this guideline in any setting must be subject to the clinical judgment of those responsible for providing care. SickKids does not accept responsibility for the application of this guideline outside SickKids.

	Document Scope: Hospital-wide Patient Care	
	Document Type: Clinical Practice Guideline Approved on 2018-11-28 Next Review Date: 2021-11-27	
	Prevention and Treatment of Opioid and Benzodiazepine Withdrawal	Version: 2

- Initial management is to slow the wean as outlined above.
- In a small number of patients this may not work and you are unable to wean the opioid and/or benzodiazepine despite using a slower wean.
- These patients may benefit from addition of an adjunct to assist with weaning.
- These include:
 - Clonidine.
 - Benzodiazepines (Diazepam) – if not already on it or increasing the dose if already on it.
 - Dexmedetomidine (restricted).

3.7 Converting to Enteral dosing of analgesics and sedative and how to wean (Grade C)


- An early goal in weaning should be to convert all medications to enteral formulation.
- This should be done as early as possible once a child is able to tolerate enteral medications and not likely to have significant periods of being nil by mouth.
- Conversion formulas are provided to help facilitate the conversion from IV to enteral for both opioids and benzodiazepines. ([Appendix 2: Conversion Calculations](#))
- Once enteral formulation has been established, you can continue the same % wean that was being weaned while in IV form.
- Once you get to low enough doses, the weaning involves increasing the interval between the doses rather than reducing the dose further.
- For Morphine the suggestion is to wean:
 - Until at a dose of 0.1mg/kg q4h.
 - Once at 0.1mg/kg q4h, keep the same dose and increase the dosing interval to q6h for 24 hours (or same period you were weaning previously i.e. if was weaning every 48 hours then would do this for 48 hours).
 - You would then continue to increase the interval between the doses from q6h to q8h then to q12h and then to q24h before ceasing.
 - Each step would be for 24 hours or the same time period that you were weaning previously e.g. every 48 hours etc.
- For Hydromorphone the suggestion is to wean:
 - Until at a dose of 0.02mg/kg q4h.
 - Once at 0.02mg/kg q4h, then increase the interval from q4h to q6h for 24hrs (or same period of time you were weaning previously).
 - You would continue to increase the interval between the doses from q6h to q8h to q12h and then to q24h before ceasing.

	Document Scope: Hospital-wide Patient Care	
	Document Type: Clinical Practice Guideline Approved on 2018-11-28 Next Review Date: 2021-11-27	
	Prevention and Treatment of Opioid and Benzodiazepine Withdrawal	Version: 2

- For Diazepam, the suggestion is to wean:
 - Until at a dose of 0.05mg/kg q6h.
 - Once at 0.05mg/kg q6h then increase the interval from q6h to q8h for 24 hours (or same period of time you were weaning previously i.e. if was weaning every 48 hours then would do this for 48 hours).
 - You would continue to increase the interval between the doses from q8h to q12h and then to q24h before ceasing.
 - Each step would be for 24 hours or the same time period that you were weaning previously e.g. every 48 hours etc.
- **Note:** it is often at these smaller doses that it is difficult to wean off the drug without symptoms of withdrawal. If this is the case, you may need to slow the wean further. Some suggestions would be:
 - Dropping the % wean: e.g. 5% wean every 24hours instead of 10% wean.
 - Increasing the interval between weans: e.g. going from q24h to q48h.
 - IF weaning opioids and benzodiazepines: wean off one drug at a time or switch to alternate day weans if both were being weaned daily.

3.8 Weaning Clonidine:

- When clonidine is part of the analgesic/sedative combination, then this should be the last drug to wean. This is because clonidine will help to facilitate weaning of opioids and benzodiazepines.
- The clonidine dose should remain the same until opioid and/or benzodiazepine is completely weaned off.
- Once Opioid and/or benzodiazepine have been successfully discontinued, then the clonidine should be weaned over 7-10 days to avoid rebound hypertension.
- Suggestion for wean:
- Wean down to 1mcg/kg per dose every 6 hours and then increase the interval between doses to q 8 hours, q 12hours and then q 24hours then cease. Each step would be for 24 hours.
- Note: Some patients may be on clonidine as part of their management for their underlying disease (e.g. single ventricle patients). In these patients, clonidine should not be weaned.
- [See Appendix 3: Adjuncts to Weaning](#)

	Document Scope: Hospital-wide Patient Care	
	Document Type: Clinical Practice Guideline Approved on 2018-11-28 Next Review Date: 2021-11-27	
	Prevention and Treatment of Opioid and Benzodiazepine Withdrawal	Version: 2

4.0 Implementation of CPG

Facilitators to implementation

- Education within Critical Care Units (CCCU/CCU/NICU) and with CCRT team.
- CCRT team as a bridge to the wards with their role to increase education on the wards on a patient by patient basis.
- Acute Pain service to provide support on the wards.
- iLearn modules for withdrawal monitoring.
- iLearn module for withdrawal prevention.
- Target education for specific wards with high number of patients who are weaning from analgesics and sedatives.

Organizational barriers to implementation

- Large amount of clinical areas to target.
- Handover challenges between patients transferring from different units on weaning plans (ie critical care unit to the ward) and ensuring transfer of information occurs.

Potential economic impact

- Reduce critical care length of stay by having children safely being able to transfer to the ward on a safe weaning regimen without signs of withdrawal.
- Potential to reduce length of stay in the hospital if drugs can be effectively weaned off without withdrawal symptoms.
- Potential to send children home earlier on a specified controlled wean of their drugs once familiarity established with the guideline.

Key review criteria/indicators for monitoring and audit purposes

- Monitoring use of WAT-1 on the wards.
- Collecting data on each child weaning to identify what steps are working and which ones need to be readdressed and then reformatting the guidelines to reflect this new knowledge (quality improvement project).

5.0 Related Documents

[Weaning Algorithms](#)


[Withdrawal Assessment Tool \(WAT-1\)](#)

[Opioid and Benzodiazepines Conversion Formulas](#)

[Adjuncts to Weaning](#)

[Weaning Chloral Hydrate](#)

© 2012 The Hospital for Sick Children ('SickKids'). All Rights Reserved. This document may be reproduced or used strictly for non-commercial clinical purposes. However, by permitting such use, SickKids does not grant any broader license or waive any of its exclusive rights under copyright or otherwise at law; in particular, this document may not be used for publication without appropriate acknowledgement to SickKids. This Clinical Practice Guideline has been developed to guide the practice of clinicians at the Hospital for Sick Children. Use of this guideline in any setting must be subject to the clinical judgment of those responsible for providing care. SickKids does not accept responsibility for the application of this guideline outside SickKids.

	Document Scope: Hospital-wide Patient Care	
	Document Type: Clinical Practice Guideline Approved on 2018-11-28 Next Review Date: 2021-11-27	
	Prevention and Treatment of Opioid and Benzodiazepine Withdrawal	Version: 2

6.0 Statement of Evidence

- Literature search was conducted in Medline to identify any papers related to withdrawal and weaning of analgesics and sedatives in pediatric patients. All papers were reviewed.
- In addition literature search was also conducted to gain information on the pharmacokinetics and pharmacodynamics of each drug involved to help assist with recommendations in which there was limited evidence.
- Other centers were also contacted to obtain their practices for weaning of analgesics and sedatives to help provide insight into recommendations. All recommendations were reviewed and agreed upon by all the teams involved (Critical Care, NICU and Acute Pain service).
- In addition, we did a pilot of the first version of these guidelines and obtained data on successful and unsuccessful recommendations which allowed this version of the guideline to be adapted to reflect this evidence.

7.0 Guideline Group and Reviewers

Guideline Group Membership:


1. Haifa Mtaweh, Staff Physician, Critical Care Department,
2. Karen Wong, Pharmacist , Critical Care Department
3. Angie Thiessen, Pharmacist, Critical Care Department
4. Roxanne Kirsh, Staff Physician, Critical Care Department
5. Carol McNair, Nurse Practitioner, Neonatal Intensive Care

Internal Reviewers:

1. Lorraine Bird, Nurse Practitioner, Acute Pain Service
2. Lori Pallozi , Nurse Practitioner, Acute Pain Service
3. Basem Naser, Director, Acute Pain Service
4. Kyong-Soon Lee, Staff Physician, Neonatal Intensive Care Department
5. Azadeh Assadi, Nurse Practitioner, Cardiac CCU


8.0 References

1. ANAND KJS, ARNOLD JH. (1994) Opioid tolerance and dependence in infants and children. Critical Care Medicine. 22(2), 334-342.
2. ANAND KJS,INGRAHAM J (1996). Tolerance, Dependence and Strategies for Compassionate Withdrawal of Analgesics and Anxiolytics in the Pediatric ICU. Critical Care Nurse. 16(6), 87-93.

	Document Scope: Hospital-wide Patient Care	
	Document Type: Clinical Practice Guideline Approved on 2018-11-28 Next Review Date: 2021-11-27	
	Prevention and Treatment of Opioid and Benzodiazepine Withdrawal	Version: 2

3. ANAND K.J.S and ARNOLD J.H. (1994) Neonatal Abstinence Syndrome: Assessment and Management. Addictive Diseases 2(1), 141-158.
4. ANAND KJS. ET AL. (2010). Tolerance and withdrawal from prolonged opioid use in critically ill children. Pediatrics. 125(5), 1208-25.
5. BADDIGAM K. ET AL (2005). Dexmedetomidine in the treatment of withdrawal syndromes in cardiothoracic surgery patients. Journal of Intensive Care Medicine. 20, 118-23.
6. BIRCHLEY, G. (2009). Opioid and benzodiazepine withdrawal syndromes in the paediatric intensive care unit: a review of recent literature. Nursing in Critical Care. 14(1), 26-37.
7. CRACC Directorate, Pain Control Service and Children's Nursing Research Studies at Great Ormond Street Hospital (2000). Protocol for weaning Opioids and Benzodiazepines. London U.K.
8. FINKEL JC. ET AL. (2005). The use of dexmedetomidine to facilitate acute discontinuation of opioids after cardiac transplantation in children. Critical Care Medicine, 33, 2110-2.
9. FINKEL JC ET AL. (2004). The use of dexmedetomidine to facilitate opioid and benzodiazepine detoxification in an infant. Anesthesia & Analgesia, 98, 1658-9.
10. FINNEGAN L. ET AL (1975) Neonatal Abstinence Syndrome: Assessment and Management. Addictive Diseases 2(1), 141-158.
11. FRANCK LS. ET AL (2012) Validity and generalizability of the Withdrawal Assessment Tool-1 (WAT-1) for monitoring iatrogenic withdrawal syndrome in pediatric patients. Pain 153(1), 142-8.
12. HONEY ET AL. (2009). Alpha-2 Receptor Agonists for Treatment and Prevention of Iatrogenic Opioid Abstinence Syndrome in Critically Ill Patients. The Annals of Pharmacotherapy, 43, 1506-1511
13. ISTA E. ET AL (2010). Weaning of opioids and benzodiazepines at home after critical illness in infants: a cost-effective approach. Journal of Opioid Management 6(1), 55-62.
14. KAHN E.J, NEUMAN L.L and POLK G (1969) The course of the heroin withdrawal syndrome in newborn infants treated with Phenobarbital or chlorpromazine. Pediatric Pharmacology and Therapeutics 7(3),495-500.
15. OSCHMAN A ET AL (2011) Dexmedetomidine for opioid and benzodiazepine withdrawal in pediatric patients. American Journal of Health-System Pharmacy. 68(13), 1233-8.
16. PLAYFOR S, THOMAS D and CHOONARA I (2000) Recollection of children following intensive care. British Medical Journal 83(5), 445-554.

© 2012 The Hospital for Sick Children ('SickKids'). All Rights Reserved. This document may be reproduced or used strictly for non-commercial clinical purposes. However, by permitting such use, SickKids does not grant any broader license or waive any of its exclusive rights under copyright or otherwise at law; in particular, this document may not be used for publication without appropriate acknowledgement to SickKids. This Clinical Practice Guideline has been developed to guide the practice of clinicians at the Hospital for Sick Children. Use of this guideline in any setting must be subject to the clinical judgment of those responsible for providing care. SickKids does not accept responsibility for the application of this guideline outside SickKids.

	Document Scope: Hospital-wide Patient Care	
	Document Type: Clinical Practice Guideline Approved on 2018-11-28 Next Review Date: 2021-11-27	
	Prevention and Treatment of Opioid and Benzodiazepine Withdrawal	Version: 2

17. PUNTILLO K. ET AL. (1997) Opioid and benzodiazepine tolerance and dependence: Application of theory to critical care practice. Heart & Lung The Journal of Acute & Critical Care. 26(4), 317-324.
18. SHAPIRO B.A. ET AL (1995) Practice parameters for intravenous analgesia and sedation for adult patients in the intensive care unit: An executive summary. Critical Care Medicine 23(9), 1596-1600.
19. TOBIAS J. (2000) Tolerance, withdrawal and physical dependency after long-term sedation and analgesia of children in the pediatric intensive care unit (review). Critical Care Medicine 28(6), 2122-2132.
20. TOBIAS, JD (2006). Dexmedetomidine to treat opioid withdrawal in infants following prolonged sedation in the pediatric ICU. Journal of Opioid Management, 2, 201-5.
21. TOBIAS JD. (2008). Subcutaneous dexmedetomidine infusions to treat or prevent drug withdrawal in infants and children. Journal of Opioid Management, 4, 187-191.
22. VITELLO J.M. ET AL (1996) Management of sedation: The Nursing Perspective. Critical Care Nurse/supplement. August 1-16.
23. ZELSON C. (1975) Acute Management of the Neonatal Addiction. Addictive Diseases 2(1), 159-168.

Attachments:

[APPENDIX 1 - Withdrawal Assessment Tool \(WAT-1\).pdf](#)

[Opioid and Benzo Weaning Algorithms.pdf](#)

[APPENDIX 4-Weaning of Chloral Hydrate.pdf](#)

[Neonatal Abstinence Syndrome Guideline July 2015.pdf](#)

[APPENDIX 3-Adjuncts to weaning.pdf](#)

[APPENDIX 2 - Conversion Calculations.pdf](#)